

PMH Balkklämma

Typ: STARTEC



Model IPSTARTEC11

The IP-STARTEC has been especially developed for lifting with the body in vertical position, controlled tilting (see illustrations), transportation and stacking of steel H- and I- profiles. By placing the chain guide in the appropriate position, it is straightforward to switch from lifting to tilting and back again, which shifts the center of gravity.

Depending on the measurements and weight there is a version with jaw opening of 6 - 12 mm (WLL of 1500 kg) and a version with a jaw opening of 6 - 20 mm (WLL of 2500 kg).

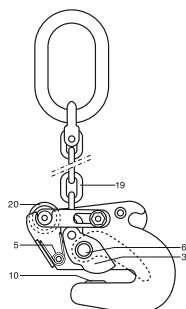
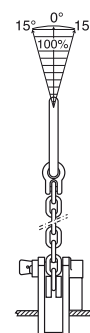
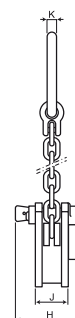
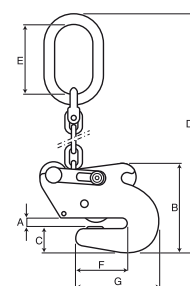

For correct use of the clamp, please consult fig. 2 & 3.



Model IPSTARTEC11

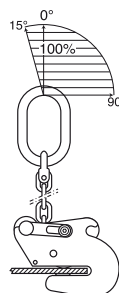
Before using the clamp always read the instruction manual supplied with the clamp.

Model	Order No.	WLL per pce in t.	Jaw	Dimensions in mm								Weight per pce kg	
				A	B	C	D	E	F	G	H		J
1,5-IPSTARTEC11	1812	1,5	6-12	140	39	575	110	81	129	54	126	16	6,6
2,5-IPSTARTEC11	1822	2,5	6-20	210	55	725	135	115	182	74	140	18	14,5



Spare parts for IP-STARTEC safety lifting clamps:

- | | |
|--------------------------------|------|
| 1. body complete | 1041 |
| 2. hoisting eye complete | 1235 |
| 3. camsegment complete | 1234 |
| 4. latch complete | 1233 |
| 5. spring for latch complete | 1063 |
| 6. camsegment shaft complete | 1046 |
| 7. hoisting eye shaft complete | 1047 |
| 10. pivot complete | 0098 |
| 13. latch plate shaft complete | 1339 |



Rätt till konstruktionsändringar förbehålles.

© PMH International AB

PMH International AB
 Box 1514, 271 00 Ystad
 Tel. 0411-138 00, Fax. 0411-174 13
 E-post: info@pmh.se, Hemsida: www.pmh.se

PMH International AB
 Box 145, 182 05 Stockholm
 Tel. 08-753 39 25, Fax. 08-753 08 02
 E-post: info@pmh.se, Hemsida: www.pmh.se